






Percentage of households with one hearth

-  50 to 70%
-  40 to 50%
-  30 to 40%
-  Under 30%
-  No data

10 miles

---