







Percentage of exempt households

-  45 to 55%
-  35 to 45%
-  25 to 35%
-  15 to 25%
-  Under 15%
-  No data

10 miles

