









Percentage of one-hearth households paying, 1670

-  Over 70%
-  50 to 70
-  40 to 50
-  30 to 40
-  Under 30
-  ? Includes collection area(s) with no exempt recorded
-  No single-hearth exempt recorded
-  Constablewick not identified in 1670

For note on mapping see Appendix III

10 miles